


# CURVED & CORNER ROLLERS

The Powerhowse Electric Curved and Corner Rollers are proudly New Zealand made, the roller is cast from aluminium and the frame is fabricated from mild steel in our Auckland Factory and then Powder-coated for protection from the weather.


We offer a wide range of Rollers including 3 Roller Curve, 4 Roller Curve and 5 Roller Curve.




## 3 Roller Curve

Assists cable round a bend or at a change of direction point.  
These rollers can be pinned together to form a string.

CODE	DESCRIPTION	DIMENSIONS L X W X D	MAX. CABLE SIZE	BENDING RADIUS	WEIGHT	SWL
30271	3 Roller Curve Standard Roller Long	1165 x 150 x 240	80mm	1500mm	19.10kgs	1000kgs
30272	3 Roller Curve Standard Roller Short	850 x 170 x 270	80mm	900mm	17.35kgs	1000kgs
30279	3 Roller Curve Dog Bone Roller Long	1165 x 230 x 240	150mm	1500mm	22.15kgs	1000kgs
30280	3 Roller Curve Dog Bone Roller Short	850 x 220 x 250	150mm	900mm	19.60kgs	1000kgs
30286	3 Roller Curve Dog Bone Ball Bearing Long	1165 x 230 x 240	150mm	1500mm	25kgs	1000kgs
30287	3 Roller Curve Dog Bone Ball Bearing Short	850 x 220 x 250	150mm	900mm	22kgs	1000kgs



# CURVED & CORNER ROLLERS



## 4 Roller Corner

Useful for over or under obstructions including corners of buildings or entering pits.

CODE	DESCRIPTION	DIMENSIONS L X W X D	MAX. CABLE SIZE	BENDING RADIUS	WEIGHT	SWL
30274	4 Roller Corner Standard	700 x 700 x 280	80mm	450mm	24.10kgs	1000kgs
30283	4 Roller Corner Dog Bone	700 x 700 x 280	150mm	450mm	24.5kgs	1000kgs
30289	4 Roller Corner Dog Bone Ball Bearing	920 x 510 x 280	150mm	450mm	27.25kgs	100kgs



## 5 Roller Curve

Useful for larger Diameter cable to reduce point pressure on every roller.  
Can also have rubber coatings for corrugated stainless-steel cable to reduce damage to corrugation.

Multi roller for change of direction can be hinged onto additional rollers.

CODE	DESCRIPTION	DIMENSIONS L X W X D	MAX. CABLE SIZE	BENDING RADIUS	WEIGHT	SWL
30284	5 Roller Curve	1165 x 230 x 240	150mm	1500mm	32kgs	1000kgs
30290	5 Roller Curve Dog Bone Ball Bearing	1165 x 230 x 240	150mm	1500mm	35.25kgs	1000kgs